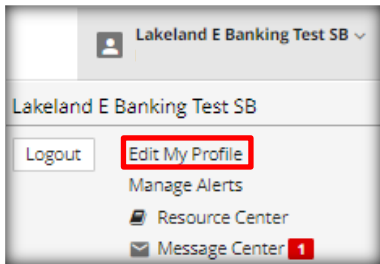
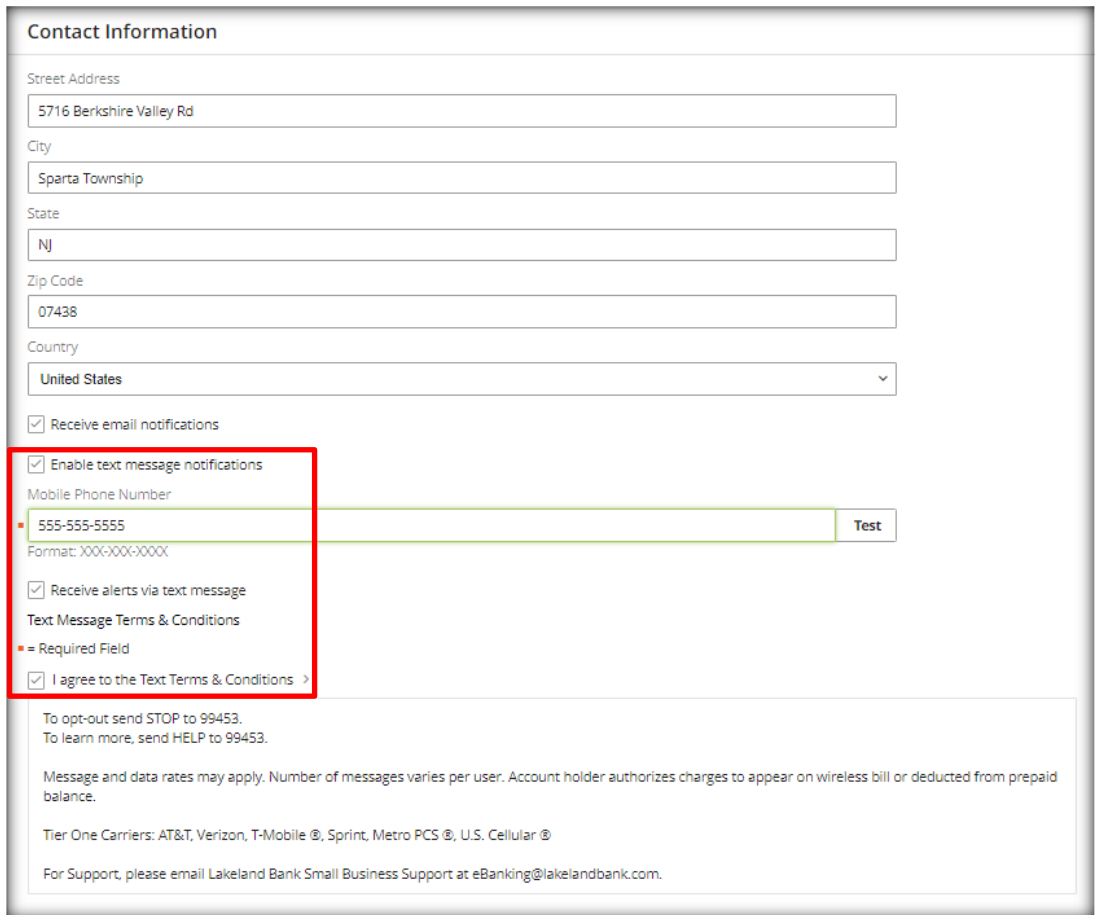


In order to receive Alerts and text messages via your mobile device, you must log into the eTreasury Business Platform and complete the following:



Go to the menu option – Edit My Profile

Check: Enable text message notifications, Receive alerts via text message, and I agree to the Text Terms & Conditions after Review  
Update: Mobile Phone Number  
Select: Submit



**Contact Information**

Street Address  
5716 Berkshire Valley Rd

City  
Sparta Township

State  
NJ

Zip Code  
07438

Country  
United States

Receive email notifications

Enable text message notifications

Mobile Phone Number  
555-555-5555 Test

Format: XXX-XXX-XXXX

Receive alerts via text message

Text Message Terms & Conditions

• = Required Field

I agree to the Text Terms & Conditions >

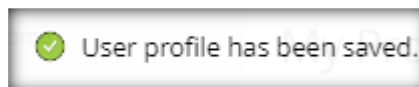
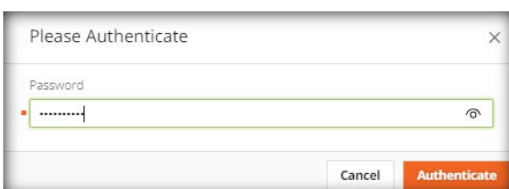
To opt-out send STOP to 99453.  
To learn more, send HELP to 99453.

Message and data rates may apply. Number of messages varies per user. Account holder authorizes charges to appear on wireless bill or deducted from prepaid balance.

Tier One Carriers: AT&T, Verizon, T-Mobile®, Sprint, Metro PCS®, U.S. Cellular®

For Support, please email Lakeland Bank Small Business Support at eBanking@lakelandbank.com.

A confirmation message will appear to confirm that your changes to your profile were accepted, after your password is entered.



You will receive a text message on your Message Enabled Cell Phone. You will need to respond in order to complete the enrollment of your device.

