

## What is an eAlert?

Stay informed about your account with electronic notifications called eAlerts. Receive e-mails or online messages when certain events are met, including:

- ▶ Low Balance
- ▶ High Balance
- ▶ Negative Balance
- ▶ Check Presented
- ▶ Deposits
- ▶ Electronic Deposit
- ▶ Automatic Withdrawal
- ▶ CD Interest Payment
- ▶ Loan Payment
- ▶ Overdraft Checking Advance

## Create an eAlert

Click 'eAlerts' on the top menu:




Options Help Log Out   

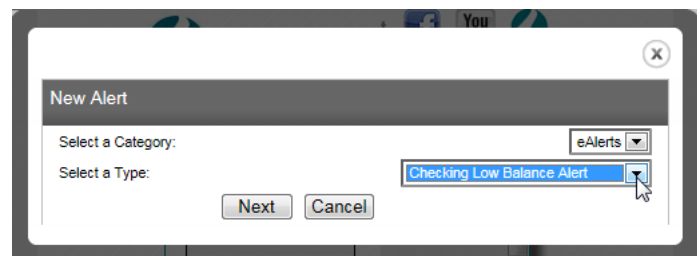


Welcome John Customer. You have [9] unread eAlerts. Your last login was January 4, 2015 02:24:00 PM

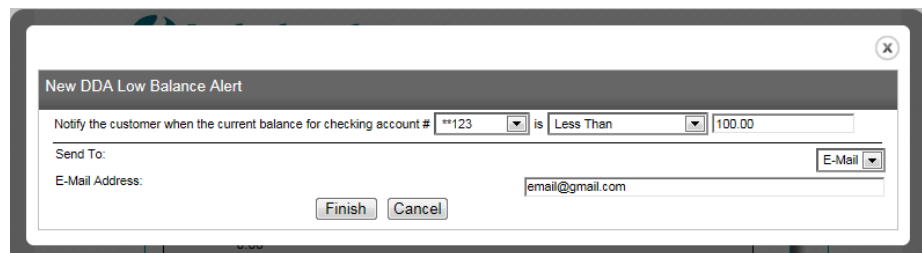
Click the eAlerts link, then click 'Setup New Alert' at the bottom of the window:



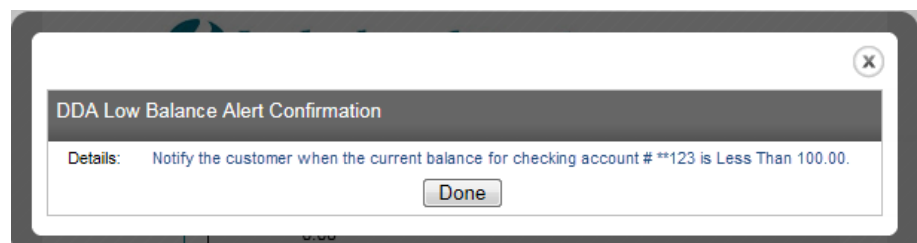
Select the desired eAlert and click 'Next':



Select account, condition and enter Amount (as applicable).  
 -For email notification, select 'Send to: E-Mail' and enter email address.  
 -For online message (displayed through this window), select 'Online'.  
 Click 'Finish.'



Confirmation message will appear. Click 'Done.'



## Receive an eAlert

If you selected Online ...

Click the Unread Alerts number Indicator under the menu.

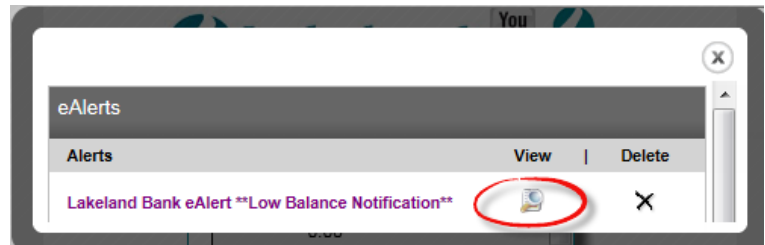


Options Help Log Out   

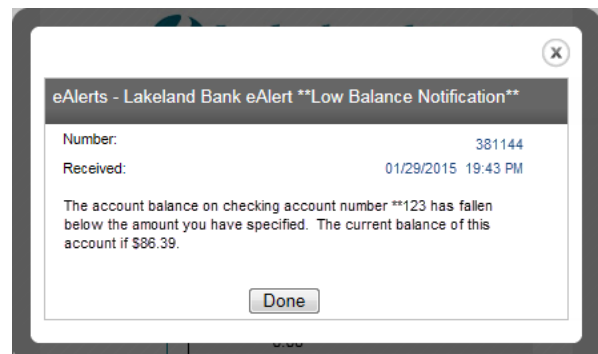
Home Bill Pay Express Transfer eAlerts eStatement Enrollment Mobile Banking

Welcome John Customer. You have **9** unread eAlerts. Your last login was January 4, 2015 02:24:00 PM

Click the 'View' link.



eAlert details will be displayed.



If you selected E-Mail...

An e-mail message will be sent containing the account number (masked) and the current balance:

